

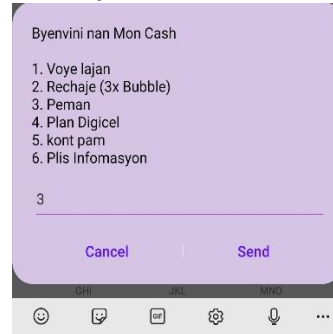
ETAP YO POU RECHAJE KONT ENEJI PWOP PAW A TRAVE MONCASH

1. Premyeman, asire ke w gen yon kont MonCash e lajan sou kont MonCash la. Si ou pa genyen, recharge li avek yon ajan MonCash.

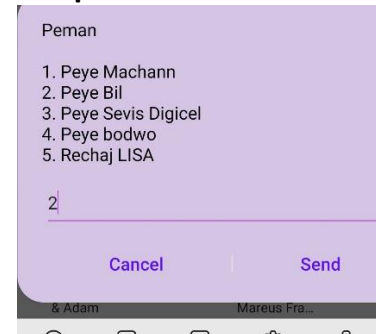
2. Konpose *202# sou telefon ou:



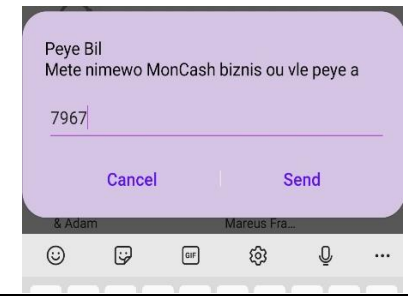
3. Chwazi Peman sou ekran telefon w. ekri 3, e peze sou "Send":



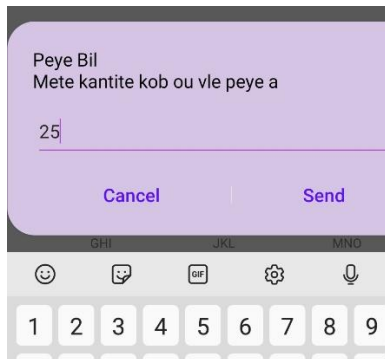
4. Answit chwazi Peye Bil. Pou fe sa, ekri 2, answit peze sou « Send »:



5. Mete nimewo MonCash Enèji Pwòp. Nimewo a se 7967. Peze « Send » :



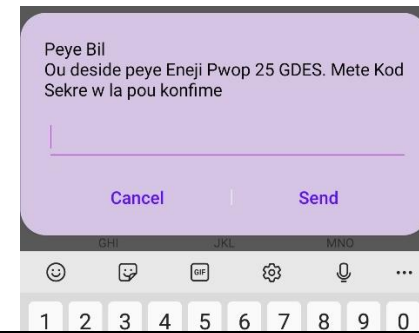
6. Sou ekran ki aparet la, ekri kantite PlopPlop ou vle achte (minimom 10goud). Peze « Send » :



7. Mete nimewo referans kont Enèji Pwòp ou. Al nan Magazen pou konen ki nimewo sa. Peze «Send » :



8. MonCash pral konfime tranzaksyon la avew e mande ou antre kod sekre kont MonCash paw. Ekri li, apre peze «Send »



9. MonCash pral voye w yon mesaj pou konfime tranzaksyon la te reusi !

